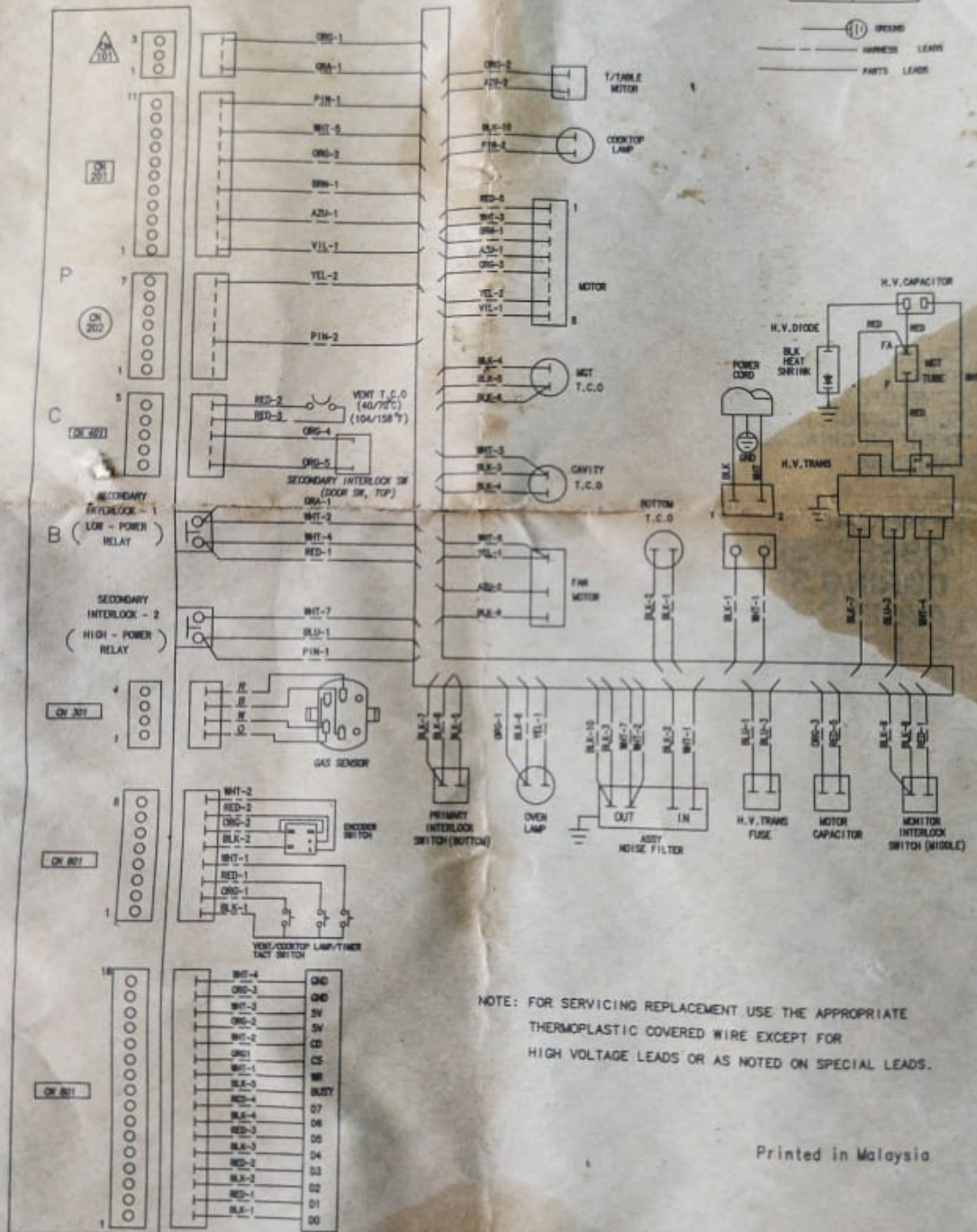


WIRING DIAGRAM

WARNING
POWER MUST BE DISCONNECTED
BEFORE SERVICING THIS APPLIANCE

MODEL NO. : PVM-9215

COLOR	SYMBOL
GRAY	GRA
WHITE	WHT
BLACK	BLK
RED	RED
BLUE	BLU
ORANGE	ORG
YELLOW	YEL
GREEN	GRN
PINK	PIK
AZURE	AZU
VIOLET	VIL
BROWN	BRN




NOTE: FOR SERVICING REPLACEMENT USE THE APPROPRIATE THERMOPLASTIC COVERED WIRE EXCEPT FOR HIGH VOLTAGE LEADS OR AS NOTED ON SPECIAL LEADS.

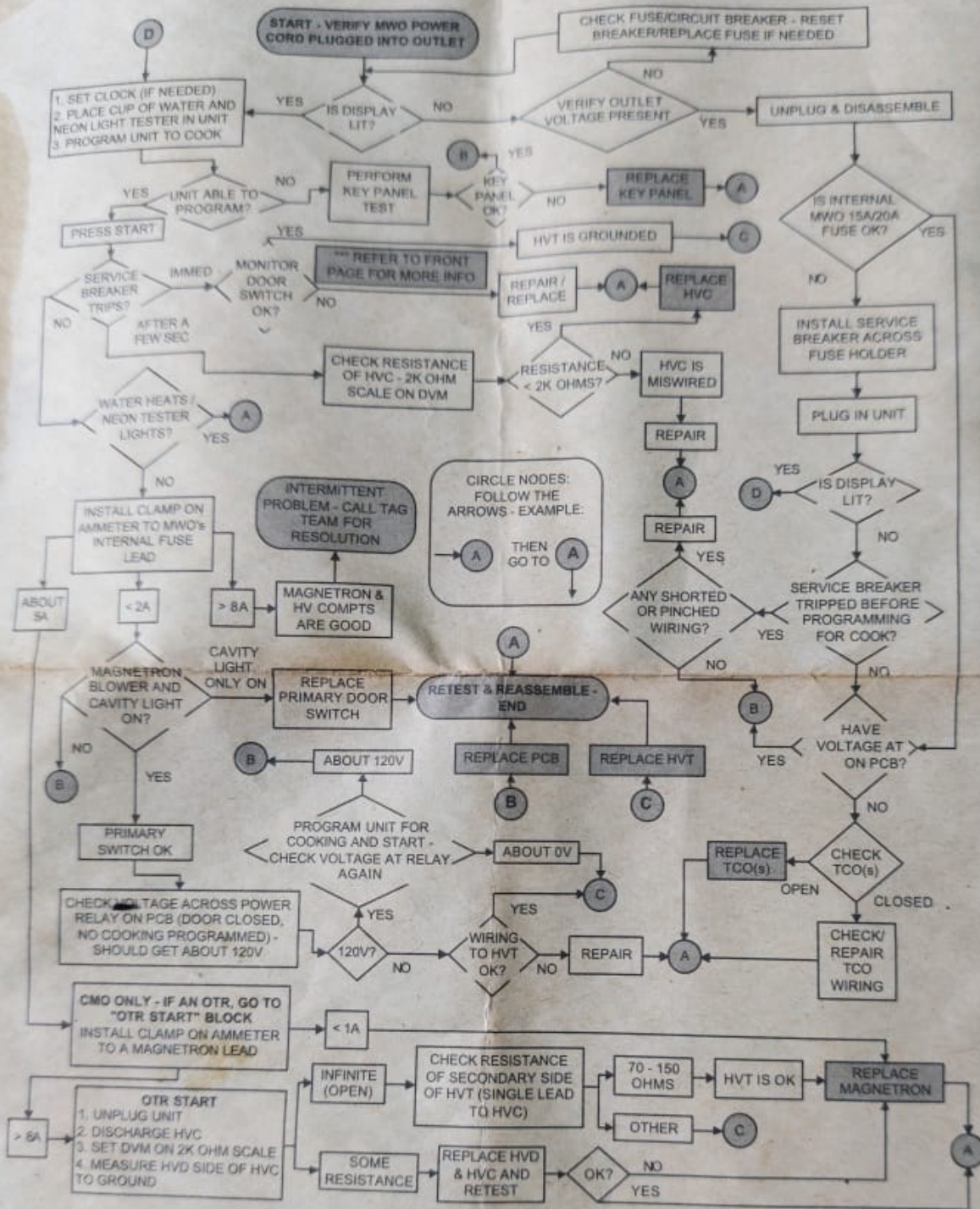
Printed in Malaysia

KEY PANEL TEST

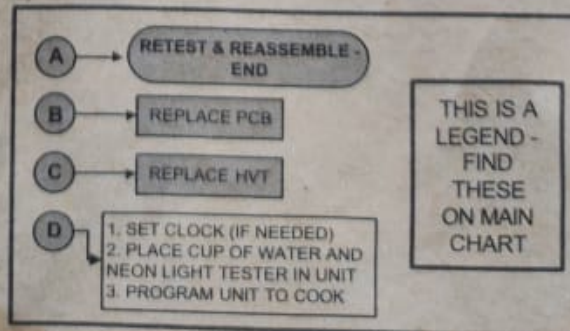
If necessary the key panel pads can be verified by a continuity test. For ease of handling the key panel should be removed and placed on a flat surface.



MWO TROUBLESHOOTING FLOW CHART



DVM - DIGITAL VOLT METER
 HVC - HIGH VOLTAGE CAPACITOR
 HVD - HIGH VOLTAGE DIODE
 HVT - HIGH VOLTAGE TRANSFORMER
 SMPS - SWITCHING MODE POWER SUPPLY
 TCO - THERMAL CUT OUT (TEMPERATURE SENSOR)
 PCB - PRINTED CIRCUIT BOARD

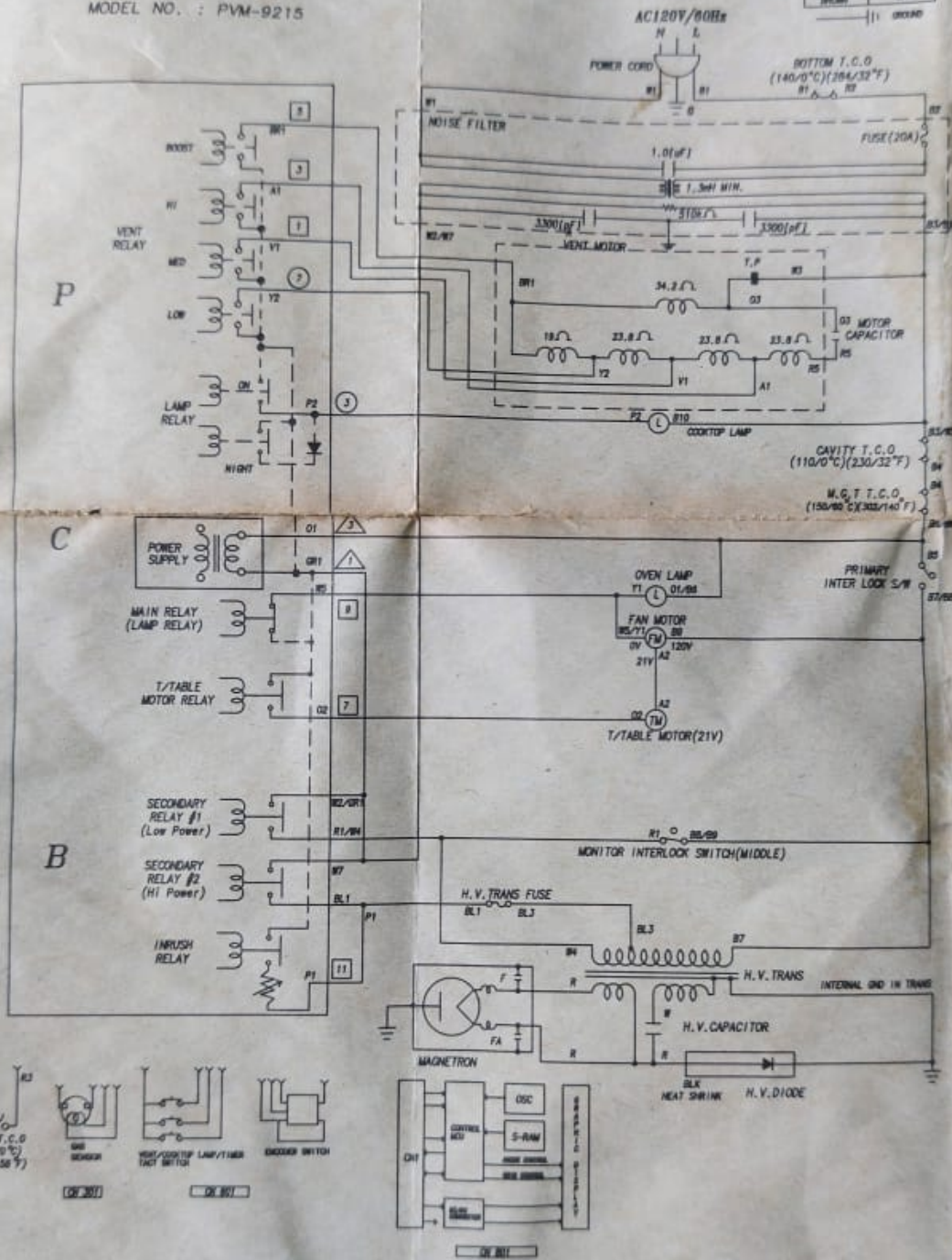


SCHEMATIC DIAGRAM

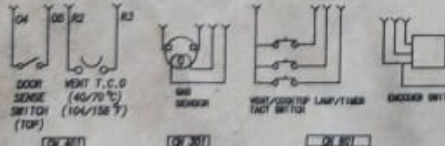
WARNING
POWER MUST BE DISCONNECTED
BEFORE SERVICING THIS APPLIANCE

MODEL NO. : PVM-9215

COLOR	SYMBOL
GRAY	GR
WHITE	W
BLACK	B
RED	R
BLUE	BL
ORANGE	O
YELLOW	Y
GREEN	G
PINK	P
AZURE	A
VIOLET	V
BROWN	BR



MODEL NO.



ERROR MESSAGE

Display Signal

- Key panel SHORTED. Service may be needed. Press CANCEL to exit.
- Humidity Sensor SHORTED.

Description

Keypanel shorted continuously for 60 seconds.
Shorted Humidity sensor

CONTROL PERFORMANCE TEST

- Set Clock - Touch setting pad, dial to select clock setting, dial time of day, press dial to enter.
- Alternately touch each function pad and dial time, power level or selection for the selected function. Touch CANCEL/OFF after each function test to

KEY PAI

If necessa
by a contin
panel shou
surface.
Check cont
ribbon (Use